

Technology News

Learning & Information Technology Services May 2023

Welcome to the May edition of our LITS newsletter. As we near the end of the academic year, we are excited to share with you some of the latest developments that our team has been working on.

What Do Teachers Think of ChatGPT? You Might Be Surprised



 What Do Teachers Thin...




www.edweek.org

There's been a lot of ink spilled over how ChatGPT will make it easier for students to cheat. But a new survey shows that many teachers have a positive view of the artificial intelligence technology and they're even using it more often than their students are.

Looking Ahead

Piloting Students Sharing Their Screens On The Panel:

"It was great because they were in control of the presentation the entire time and I was able to use my own computer for grading – all without having to login in to anything on the panel, connecting a secondary teacher device, etc." -Emma Cleland, Teacher, Fifth Grade



"The more and more I'm using Unplug'd with the students I'm seeing that it is creating ownership for them with their learning and in the classroom.

I'm such a fan." -Emma Cleland, Teacher, Fifth Grade

Next Fall: Student Sharing Will Be Districtwide

To prevent anyone, a student or staff member from automatically sharing to your panel, make sure your Teacher Control Center Matches the image below.

Teacher Control Center

- Allow & Deny Button
- All Allowed vs. Need Authorization
- Connecting Student Chromebook

Quarantine Tips and Tricks:

Increased Security Measures Could Lead To More Quarantined Emails

If an email is classified as "Spam," "Phish," or "Bulk" by Microsoft, it will be directed to Quarantine. However, some of these emails may be important to you, so it's up to you to monitor your Quarantine and release only safe and legitimate emails.

Our network team has responded to requests from guardians regarding the amount of marketing emails their children receive on student devices by setting the blocking of SPAM/Junk for student emails to the highest level. While this provides increased security, there is a possibility that some non-SPAM/Junk emails may end up in Quarantine. To check for any quarantine emails, please refer to the instructions below.



Quarantine Emails.docx



Download

356.9 KB

What is phishing?

URGENT! Your account has been Compromi

URGENT! Your account has been Co



Well-known Company <no

7/14/2020 4:33 PM

To: nestorwilke@outlook.com



VM - 7/14/2020 - Cellphone - Missed C
497 bytes



00:00 / 01:44



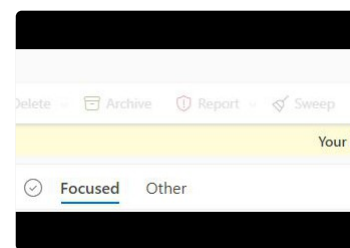
Microsoft Outlook Focused Inbox

Focused Inbox separates your inbox into two tabs—Focused and Other. Your most important email messages are on the Focused tab while the rest remain easily accessible—but out of the way—on the Other tab. This sorting is done automatically by Outlook and may result in you missing important emails from your colleagues.

For directions on how to disable the Focused Inbox feature click on the link below:

[Outlook 2016 \(desktop Client\)](#)

[Outlook on the web](#)



Stronger Student Passwords For Secondary Students

Most secondary students, grades 6-12, have reset their passwords to meet the requirements below. Any student who has not reset their password yet, will be prompted to reset their password to meet the requirements below whenever they restart their device.

Did You Know About The Password Reset Tool?

Who has the ability in each building to reset student passwords: All certificated staff



Where is the tool located: district provided laptops only, not available on the NANO

Look for the password toolbox on your district laptop. If you don't see it, complete a HelpDesk ticket.

How to Reset Passwords

- Video https://youtu.be/LP5LQ_mqGds
- Handout [Teacher Guide for Changing Student Passwords](#)

Password Requirements



- ✓ **8 Characters**
- ✓ **New Each Time**
- ✓ **Upper Case**
- ✓ **Lower Case**
- ✓ **Special Character**

The Lenovo L13 vs. The Nano

The certificated laptop (silver Lenovo L13 with touch screen) assigned to each teacher has significantly more processing power and storage space. It is designed and intended to be a teacher's main work device.

The Nano is intended to be used as a presentation station, as well as a substitute teacher's computer when a classroom teacher is absent. It is great for connecting to the interactive panel and showing web content, PowerPoint and Google Slideshows. Due to its relatively slow processor and small hard drive, it is not designed to be a teacher's main work computer.



Student Website Access

Everett Public Schools filters student internet access in accordance with the Children's Internet Protection Act (CIPA). Our district has developed a three-tiered model of web filtering that applies a set of filtered categories to students in grades K-5, 6-8, and a more open set of filtered categories to students in grades 9-12.

Teachers can proactively check website access for students by using the [iBoss Cybersecurity URL Checker](#).

Here is the [iBoss Cybersecurity URL Checker Guide](#).



iBoss Cybersecurity URL Checker Guide.pdf

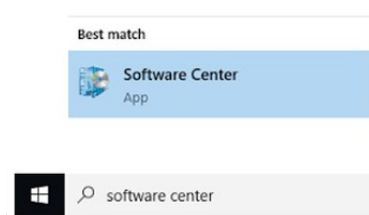


Download

198.7 KB

Software Updates

A friendly reminder about district supported software- Almost all district supported software, applications or updates for district computers will come from the Software center.





Panel Resources

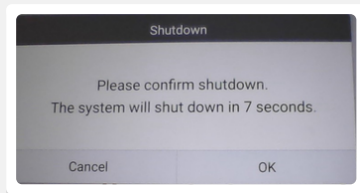
Access training resources on demand via our [Hardware Portal](#).

Request additional PD for your school, PLC, and/or grade level via the [Request Panel Help Desk Ticket](#).

Shut Down Panels Nightly To Secure Staff Accounts

Power: To secure information in your accounts, long press the button on panel front to turn off the panel when you are not in your room, at the end of each day, and before weekends.

Use the switch located under right side of panel near power cord, to power down for vacations or before moving the panel.




Confirm Shutdown

Hold the power button down until you see this message.



Elementary panel

Located center lower front of panel.



Secondary panel

Located center lower right when facing the panel.

Shutting Down Panels At The End Of The Day Also Saves Energy

55%
Savings **=** **If all panels**
are shut down
after school

This is enough power to meet the needs of 49 average homes for a year.

Panel Tips

Check out the Instructional Hardware Portal for print and video resources to help you use the interactive panels.

Use [this link](#) to self-enroll FIRST. Then you can explore on your own or use the links below to find the info listed.

Update Your Lynx Software

Currently, we are using version 7.7.8 on our computers. To update, go to Software Center and install using these [Instructions](#).

Note – We test products before making them available in Software Center. This means that you may occasionally receive a prompt when opening Lynx to update before the version is available in Software Center. If you have installed the version that is in Software Center, dismiss the prompt.

Do You Want To Write On Top Of Your Powerpoint Or Google Slides And Keep The Annotations?

You can do this in Lynx. To learn how to import your existing slide decks into Lynx, watch this [short video](#). Keep in mind that Google and Powerpoint slides will import as PDFs. Any animation or interactivity you want will need to be added once you have the slides in Lynx.



Lynx Whiteboard
Importing Presentations into Lynx

Upcoming Staff Learning Opportunities

EPS Digital Instructional Tools 101

Make a PD Request



Use this to request one of the LMS directors contact you to schedule Professional Development.

Have you wondered what digital tools are available to you and your students from the Everett Public Schools and how they could be used in the classroom? Have you heard of the "Digital Tools Portal" but have no idea what or where it is? Wonder what the process is to get a digital tool approved? We can help! Your LMS PD Team is offering a 1-hour PD session providing an overview of a collection of digital tools the district has adopted AND provides support for. You can find this PD, **EPS Digital Instructional Tools 101** In Frontline

Dates/Times Offered:

- June dates coming soon

Take Your Skills To The Next Level

After taking a Tools 101 course and you are ready to implement using one of the tools you can register for one of the PD offerings for that tool. When attending a PD session for a specific tool you will learn how to set up/log in to your district account, use the tool and its many features, and spend time discussing ideas on how to best use the tool with students. We are offering PD for a collection of EPS digital tools. Use [Frontline - Professional Growth](#) to register for any of our PD. Below is a sample of tools and some PD dates/times offered:



Adobe Express (formerly Adobe Spark)

- May 31, 2:45-3:45 p.m.
- May 31, 4:00-5 p.m.
- June 1, 3:45-4:45 p.m.



Flip (formerly FlipGrid)

- May 17, 3:45-4:45 p.m.
- May 23, 2:45-3:45 p.m.
- May 23, 4:00-5 p.m.



We Video

- May 11, 2:45-3:45 p.m.
- May 11, 4:00-5 p.m.
- May 16, 3:45-4:45 p.m.



Remind

Ever want to call a family and want to keep your number anonymous, send a reminder for parents to return a field trip form, or remind students about a due date or upcoming test? Are you a coach or advisor and want an easy way to send out messaging that

is timely? Remind is a powerful district-approved communication tool created to do just this!




Class Policy/GoGuardian

Want to learn how to view student screens from your monitor? Want an easy way to launch students' browsers to a website for them? We have two district tools that provide staff with this capability. Class Policy is the tool for high school and Go Guardian is the tool for elementary and middle school.




Learning & Information Technology Services

 @Technology_EPS

 3900 Broadway Everett, WA 982...

 mwaddel@everettsd.org

 425-385-4200

 everettsd.org/domain/108